



Ark Alexandra
Academy



*How to Log onto Seneca – Student Guide /
Parents*

Parent Access

How to create a 'parent account' -

<https://help.senecalearning.com/en/articles/3661316-how-to-sign-up-to-seneca-as-a-parent>

<https://www.loom.com/share/e590dd8750c749cea0051dc868a40748>



Linking to your Child's account

**How to link a 'parent account'
to a child's account -**

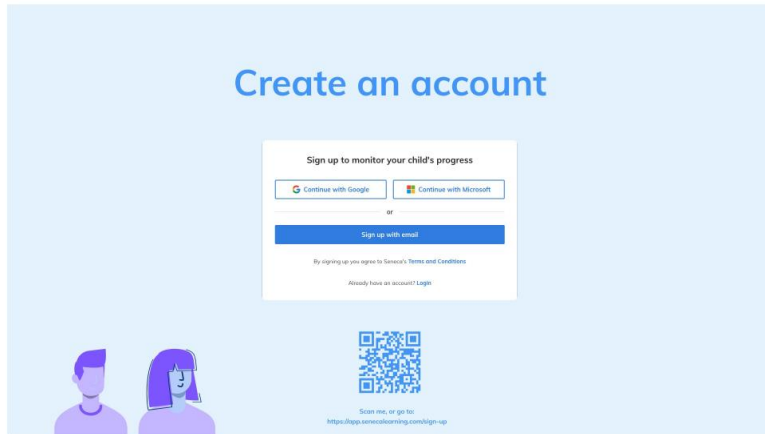
<https://help.senecalearning.com/en/articles/3990859-how-to-connect-my-parent-account-to-my-child-s-account>

<https://www.loom.com/share/a856a2ead1fc4102ab4ef7fc797fad42>



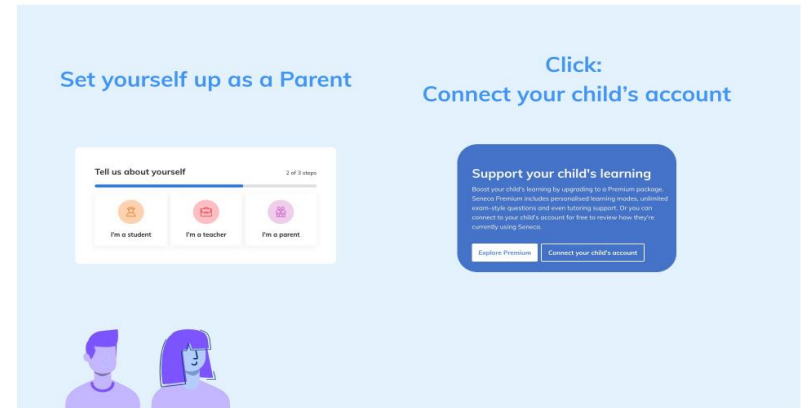
Create your own account

1) Create a parent account (if you haven't already!)



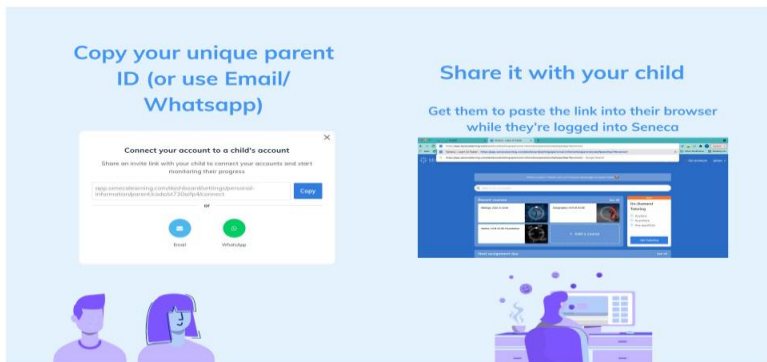
2) Get yourself set up

Set yourself up as a parent and then click "See my child's scores"



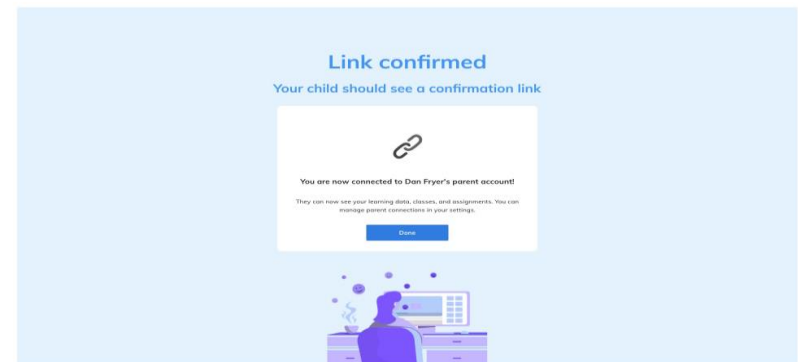
3) Copy the link

Copy and share this link with your child. Or you can use e-mail & Whatsapp (check the e-mail doesn't end up in their junk or spam folder)



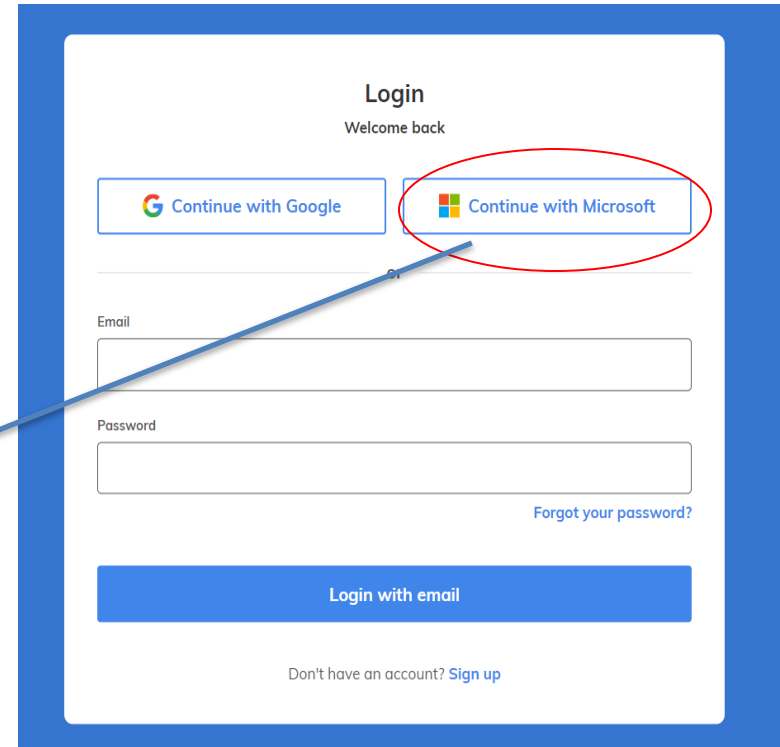
4) Ask your child to open the link!

Get your child to open the link in a browser when they're logged into Seneca (usually on the phone, laptop or tablet they usually use Seneca on)



Student - Login screen

- **Step One**
- Go to <https://app.senecalearning.com/login> in a web browser. This can be done on a computer. Alternatively, you can download the 'Seneca' app on mobile devices.
- **Step Two**
- Click 'Continue with Microsoft'.
- Or Continue with Google – if this is not successful (this is usually because you have logged on previously)



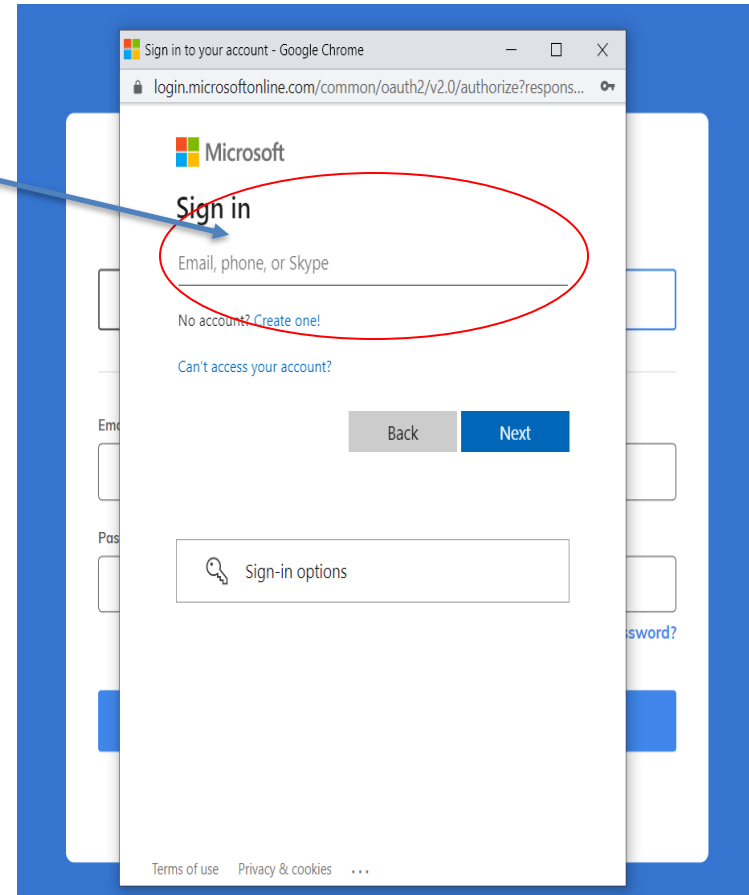
The screenshot shows a login interface with the following elements:

- Header: "Login" and "Welcome back"
- Buttons: "Continue with Google" and "Continue with Microsoft" (circled in red)
- Form fields: "Email" and "Password"
- Links: "Forgot your password?"
- Primary button: "Login with email"
- Footer: "Don't have an account? Sign up"



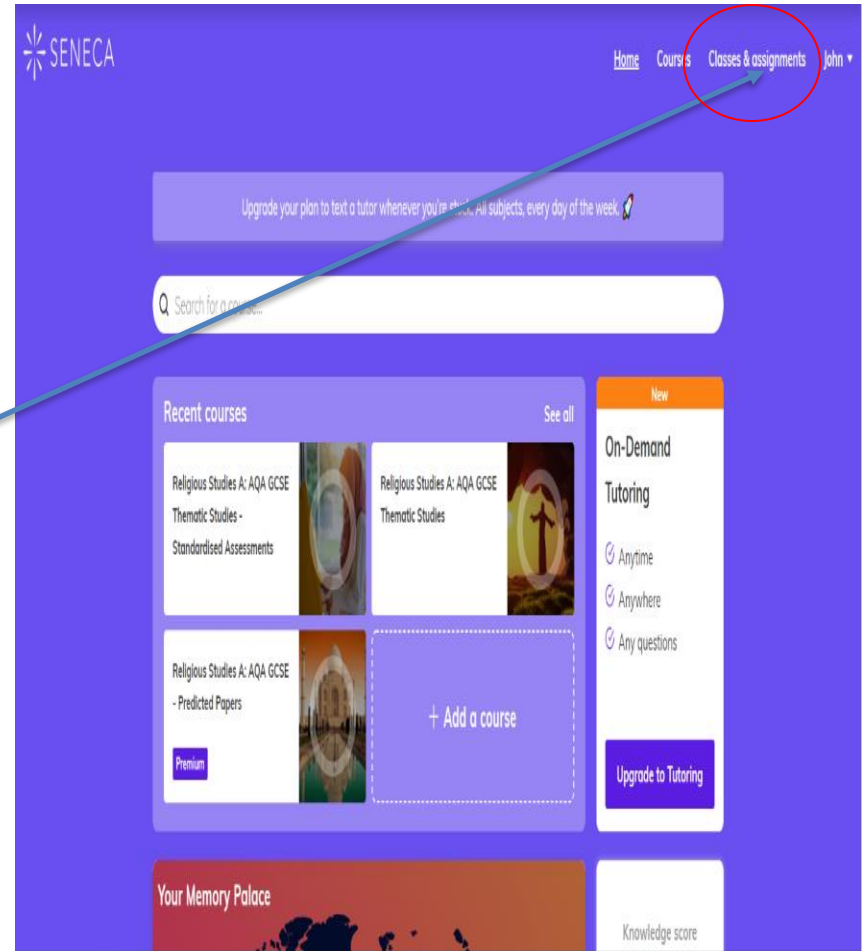
Next Steps

- **Step Three**
- Enter your school email and password in the pop-up window.



Classes and Assignments

- **Step Four**
- You will now be shown the Seneca home screen.
- In order to access homework tasks, click the 'Classes and assignments' link in the top right hand corner.



Upcoming Assignments

- **Step Five**
- You will now see the 'Classes and Assignments' screen.
- Click the 'Upcoming Assignments' link to see homework that is due.
- Click the 'Past Assignments' to see homework for which the due date has already passed.
- If a task has not been completed on time you will only have a limited time to complete the task before you can no longer access it. This is usually around two weeks.
- Staff can smart –RESET Assignments if you do not complete

