

Setting up MCAS

- Go to: <https://www.mychildatschool.com/MCAS/MCSParentLogin>
- Click on 'Redeem Invitation Code?'

mychildatschool.com

PARENT LOGIN

11341

Username

Password

Remember School ID and Username

[Forgotten Login Details?](#)

[Redeem Invitation Code?](#)

Login

v5.2019.7244.19462 Powered by **Bromcom**

Available on the App Store

Get it on Google play

- Enter School ID, Username & Invitation Code, press 'Redeem Code'.

mychildatschool.com

REDEEM YOUR INVITATION CODE

School ID

Username

Invitation Code

I'm not a robot

CAPTCHA

Redeem Code


[Back to Login](#)


- Enter email address & password, select and answer a security question. Press 'Save Account Details'.


my child at school.com


— SETUP YOUR ACCOUNT DETAILS —

Mr S Wenham


Email 


Confirm Email 


Password 

Confirm Password 

Select a security question and then type your answer.

What was your childhood nickname? 

Security Answer 

Confirm Security Answer 


[Save Account Details](#)

[Back to Login](#)

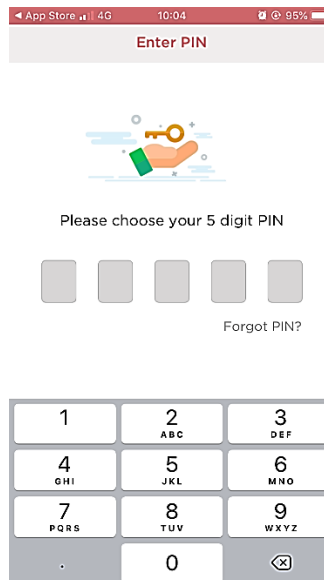
- You can then log in using the school Id, Username & Password.

Setting Up the MCAS App

- Download the App MCAS on any smart device:



- When you open the App for the first time you will be asked if you want to 'Allow Push Notifications' and then to create a 5 digit PIN:



- You can then enter the login details that you set up online:

